



DOMINA PRO 700 - ELECTRICAL RANGES

PQ77FE



4 SQUARE PLATES ON ELECTRIC OVEN

TECHNICAL DATA:

External dimensions - WxDxH (cm)	70x73x85
Nr. Plates 2,6 kW	4
Electric oven (kW)	5,3
Total power (kW)	15,7
IPX5	■

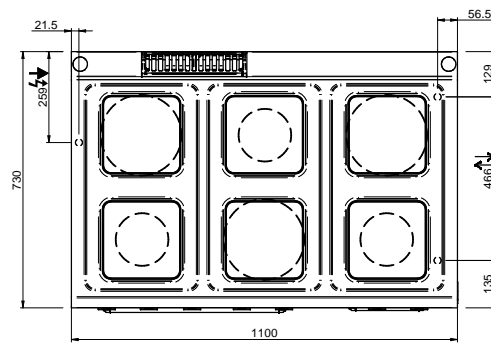
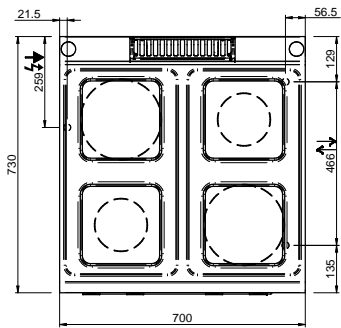
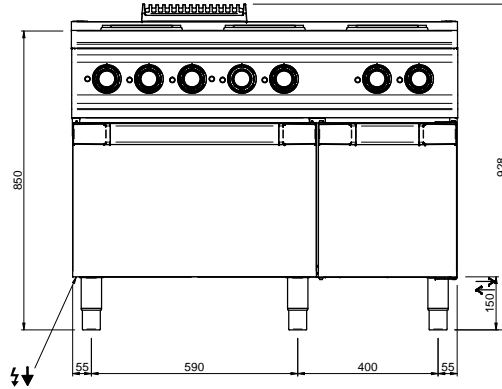
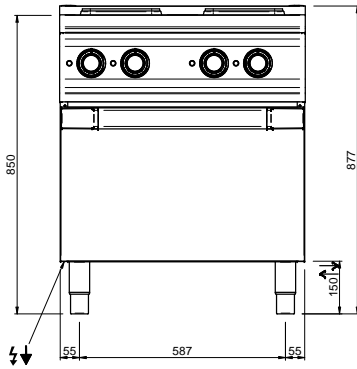
ADDITIONAL TECHNICAL DATA:

Oven dimensions - WxDxH (cm)	56x66x31
Supply (N)	400V 3N 50/60Hz
Weight (kg)	99
Volume (m3)	0,8

The cast iron fast-heating hot plates with safety device to prevent overheating are watertight fixed to the worktop. They are available in three versions: rounded with diameter 145/200 mm and power 1.5 kW and 2.6 kW; squared with dimension 220x220 mm and power 2,6 kW; lowered with dimension 300x300 mm and power 2,5 kW. Indicator lights show when each hotplate is working.

Versions with oven: Stainless steel cooking chamber with enameled bottom, stainless steel double-wall door with insulating casing.

Electric oven: 5.3 kW (2,6 kW for ventilated oven) stainless steel armoured heating elements placed on the bottom and on the top of the cooking chamber; thermostatic temperature control with separate bottom/top temperature control for maximum cooking flexibility. 3 GN 2/1 rack support (static oven) and 3 GN 2/1 rack support (ventilated oven).



LEGENDA SIMBOLI / LEGEND



INGRESSO GAS / GAS INLET
(EN 10226-1) Ø M 1/2"



INGRESSO ACQUA /
WATER INLET Ø M 1/2"



ATTACCO EQUIPOTENZIALE /
EQUIPOTENTIAL



ALIMENTAZIONE ELETTRICA /
POWER SUPPLY



SCARICO ACQUA / OLII
WATER / OILS DRAIN



REGOLAZIONE PIEDINI /
FEET ADJUSTMENT (h 0/+50)