



DOMINA 1100 - GAS RANGES

FB114FE



4 BURNERS ON ELECTRIC OVEN

TECHNICAL DATA:

External dimensions - WxDxH (cm)	90x110x85
Nr. Burners 9 kW	4
Electric oven (kW)	10
Total power (kW)	36

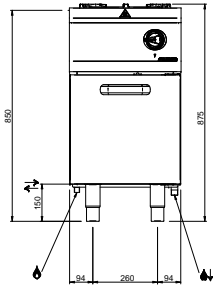
ADDITIONAL TECHNICAL DATA:

Oven dimensions - WxDxH (cm)	54x94x30
Supply (N)	400V 3N 50/60Hz
Weight (kg)	180

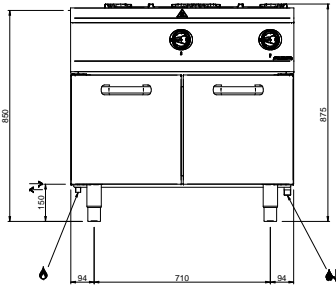
The watertight pressed, 90 mm deep, worktop is in 2 mm AISI 304 stainless steel with drawn edges, it allows an efficient burning and prevents liquid overflowing, ensuring easier cleaning operations. Flex Burners with brass burner caps and self-stabilizing flame, to cook safely and for simpler maintenance. The 11 kW burners have a power range that can be modulated from a minimum of 2 kW to a maximum of 11 kW, to obtain maximum flexibility. The pilot flame is protected inside the main burner. The placement of the burners allows use of pans up to 40 cm in diameter. The single cast iron pan support are dishwasher-size. A practical draining hole with plug designed to maintain the hobs clean through the water filling, which acts as an active filter for all the dirty and oily remainders, avoiding long and annoying cleaning operations. Versions with GN 2/1 pass through static oven (gas or electric heating).



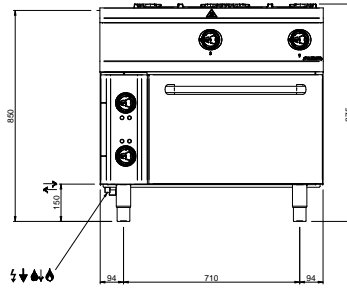
FB112A



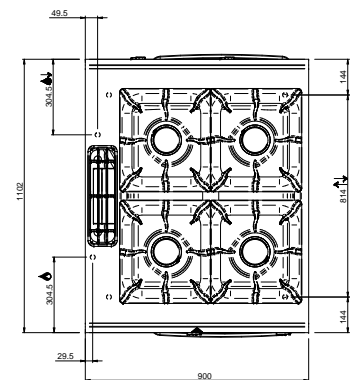
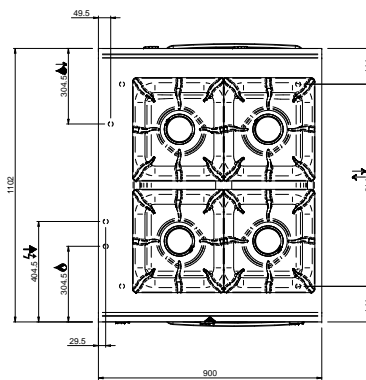
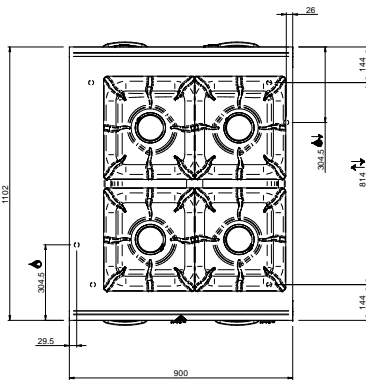
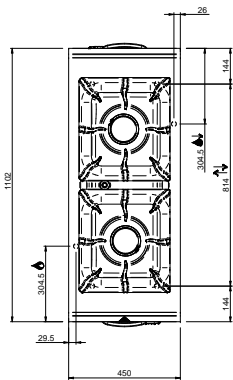
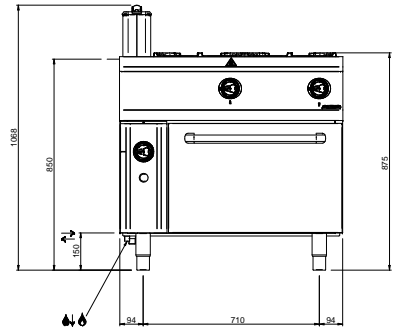
FB114A



FB114FE



FB114FG



LEGENDA SIMBOLI / LEGEND

INGRESSO GAS / GAS INLET
(EN 10226-1) Ø M 1/2"

INGRESSO ACQUA /
WATER INLET Ø M 1/2"

ATTACCO EQUIPOTENZIALE /
EQUIPOTENTIAL

ALIMENTAZIONE ELETTRICA /
POWER SUPPLY

SCARICO ACQUA / OLII
WATER / OILS DRAIN

REGOLAZIONE PIEDINI /
FEET ADJUSTMENT (h 0/+50)
/ TOP VERSION (h 0/+5)